



Classique 48-Inch Round Cast Aluminum Patio Dining Table












Customer Service
CustomerService@ShoppersChoice.com
Monday - Friday 7-9, Sat. 9-3, Sun. 12-6 CST
Toll Free: 1-877-743-2269
www.ShoppersChoice.com

WARNING

Please read instructions carefully and thoroughly before assembling. Check parts against the parts list to make sure you have all the parts needed for proper assembly. Familiarize yourself with the inventory of parts and the accompanying illustrations to ensure safe and proper assembly. **DO NOT ATTEMPT TO ASSEMBLE IF PARTS ARE MISSING OR DAMAGED. IMPROPER ASSEMBLY MAY RESULT IN DAMAGE OR SERIOUS INJURY**

Place table on a non-abrasive flat surface to prevent scratching.

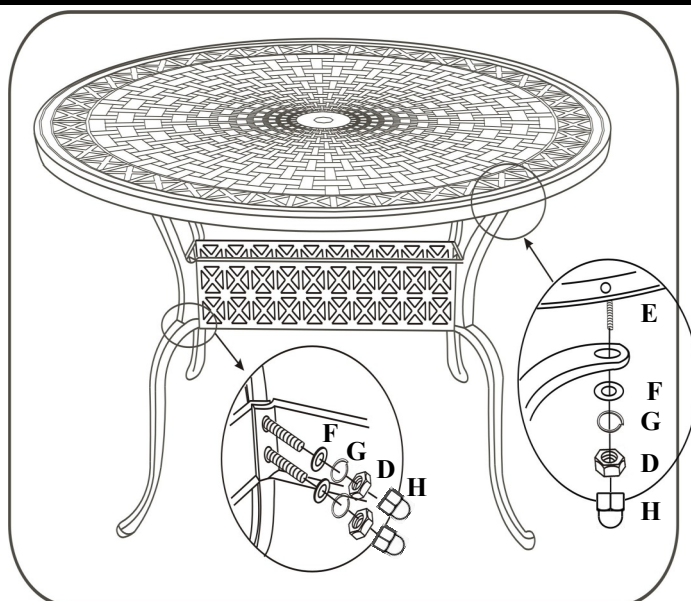
PARTS LIST

Part	Picture	Description	Qty	Part	Picture	Description	Qty
A		Table Top	1	F		Flat Washer	12
B		Table Leg	4	G		Lock Washer	12
C		Center Ring	4	H		Nut cover	12
D		Nut	12	I		Wrench	1
E		Bolt (5/16*40)	4				

Warning: Do not force components and over tighten the nuts during assembly.

ASSEMBLY

1. Identify all parts packed in carton against the parts list. Remove all protective material carefully and avoid cutting the surface of the furniture while removing the bubble wrap.
2. Put the table top (A) upside down a flat surface. Assemble the Bolts (E) into the holes underneath the table top and tighten. Attach all legs with Flat washers (F), Lock washers (G), Nuts (D) and nut covers (H). Don't tighten and keep nuts loose.
3. Take off the plastic cap from the bolts inside the Legs (B), then loosely attach the Center Ring (C) to the Legs (B) with Flat Washers (F), Lock Washers (G), Nuts (D) and nut covers (H). Progressively tighten all nuts with Wrench (I) until secure.
4. Turn the table on its legs, you can adjust the foot plugs to level table if needed.



CARE AND MAINTENANCE

Clean furniture frame with wet towel using mild soap and water solution. Dry completely with soft towel. Clean cushions and sling seat material with a mild solution of soap and water and hang cushions to drip dry completely. Store them in a clean dry area of your home. Do not machine wash or dry. Do not use bleach or strong solvents to clean any of your patio furniture. It will harm both fabrics and metal finishes. Caution should be used when using oils, lotions and other chemicals such as chlorine or repeated exposure to extreme weather conditions (including heat), which may cause permanent discoloration to the fabric. To maintain and protect the furniture, always cover it with an outdoor furniture cover or store in a safe area



WARRANTY

Lakeview Outdoor Designs warrants to the original purchaser that the furniture is free from defects in material and workmanship. The aluminum (cast and extruded) frame is covered by a non-transferable Limited Lifetime Warranty for residential use and two (2) years for commercial use from the date of original purchase. Consumable items and hardware are covered for one year. Powder-coat finishes are warranted for a period of two (2) years provided the finish has not been scratched or abraded. Due to the unique nature of hand-applied finishes the color of a replacement item (s) may not match exactly. Exclusions apply and the warranty period begins on the date of original purchase. See manufacturer's warranty for full details.

Fabric: Sling fabric and cushions are warranted for a period of two (2) years from original date of purchase, against seams separating or tearing. Fabrics are warranted by the fabric manufacturer.

Straps and/or Wicker Weave: Straps and/or wicker weave are warranted for a period of one (1) year from original date of purchase, against breaking, separation or tearing.

Coverage Details: The Limited Lifetime Warranty applies to Lakeview Outdoor Designs furniture purchased after January 2016. Furniture purchased as clearance items, display models or items purchased in an "as is" condition are excluded from the Lifetime Warranty. In the event the frame weld fails structurally or if the finish cracks, peels or blisters Lakeview Outdoor Designs will, at its option, repair or replace the frame or part in the original style or finish whenever possible. However, if the original style or finish is no longer available, Lakeview Outdoor Designs will substitute product of equal value in a similar style and/or finish. Lakeview Outdoor Designs Warranty does not cover and is void if damage occurs from shipping, improper handling, unreasonable or abusive use, acts of nature or God, normal wear and tear, fading of the frame finish, pitting or chipping, harsh cleaning solutions, sun screen and tanning lotions, freezing, mildew/mold, staining, wind, rain, sun, hail or snow, table top breakage, zippers, chair and table glide wear, fabric/wicker stretching and fading, over tightening of hardware, hardware against corrosion or rusting, buckling or splitting of tubing resulting from exposure to water and freezing temperatures, glass table tops, purchased or replacement parts, plastics, exposure to caustic substances such as salt or salt water. Also excluded: loss of use of time and or inconvenience, money, travel, packing or any other consequential or incidental damages. In no event shall Lakeview Outdoor Designs' responsibility exceed the value of the replacement product. Visit [www. LakeviewPatioFurniture.com](http://www.LakeviewPatioFurniture.com) for full details.